




M700 Wild ATB
£ 2,149



B400 Urban Low Step
£ 1,199



E800 Urban Motion Lite
£ 2,199



C800 Trekking
£ 0

PRODUCT INFORMATION

| | | | | |
|------|---|---|---|--|
| NOTE | - | - | - | We reserve the right to modify the information of the products that appear on this website without prior notice, including equipment, specifications, models, colors and materials |
|------|---|---|---|--|

| | | | | |
|-----------------------------|--|---|--|--|
| FRAME SIZES | S-M (42cm) - L/XL (46cm) | S (46cm) - M (52cm) - L (56cm) | S (45cm) - M (50cm) - L (55cm) | M (50cm) - L (56cm) |
| WEIGHT | Approx. 26Kg | Approx. 24kg | Approx. 28kg | Approx. 27kg |
| MAXIMUM BIKE & RIDER WEIGHT | 135Kg | 145kg | 120kg | 120kg |
| PAINTING | Powder Painting Scratch Resistant with Matte Varnish | Powder Painting Scratch Resistant With Matte Varnish | Powder Painting Scratch Resistant with Matte or Glossy Varnish | - |
| COLOUR(s) | Black Fog with matte finish Pure Red with matte finish Rock Blue with matte finish | Moon Grey with matte finish Desert Sand with matte finish | White Star with glossy varnish Happy Blue with matte finish Black Suit with matte finish | White Star with glossy varnish Happy Blue with matte finish Black Suit with matte finish |

FRAME

| | | | | |
|------------|--|--------------------|---------------------------------|---------------------------------|
| FRAME | MTB Hardtail Aluminum | Aluminium Low Step | Aluminium Low Step | Aluminium High Step |
| SUSPENSION | Rockshox 35S Air Travel 120mm Axle Boost 110mm 27.5"/29" | - | - | - |
| FORK | - | Rigid Alloy 28" | Rigid Alloy 28" | Rigid Alloy 28" |
| HEADSET | FSA 1.5" to 1-1/8" Tapered SHIS | SHIS 1-1/8" | FSA 1.5" to 1-1/8" Tapered SHIS | FSA 1.5" to 1-1/8" Tapered SHIS |

E-BIKE SYSTEM

| | | | | |
|------------------|--|--|--|---|
| DRIVE UNIT | BROSE DRIVE S MAG Horizontal 90Nm | BAFANG H400B Rear Wheel 45Nm | BROSE DRIVE C ALU 50Nm | BROSE DRIVE S ALU 90Nm |
| BATTERY | 522Wh 36V - Integrated on Downtube - Removable | 360Wh 36V - Integrated on Downtube - Non Removable | 504Wh 36V - Integrated on Downtube - Removable | 504Wh 36V - Semi-integrated on Downtube - Removable |
| RANGE | 40km to 100km | 40km to 100km | 40km to 100km | 40km to 100km |
| BATTERY LOCK KEY | Yes | - | Yes | Yes |
| CHARGER | 4A - 3 to 6 hours total charge time | 2A - 5 hours total charge time | 2A - 7 hours total charge time | 4A - 3 to 6 hours total charge time |
| DISPLAY | Brose Allround | BAFANG DPC11 | BROSE Allround | BROSE Allround |

COCKPIT

| | | | | |
|-----------|---------------------------------------|-------------------------------------|-------------------------------------|-------------------------------------|
| HANDLEBAR | FSA V-Drive 740mm / 31.8mm (Straight) | AL 660mm / 31.8mm (Curved) | AL 660mm / 31.8mm (Curved) | AL 680mm / 31.8mm (Straight) |
| STEM | FSA V-Drive 60mm/ 31.8mm / ±6° | AL 90mm - 31.8mm - adjustable 0-90° | AL 90mm - 31.8mm - adjustable 0-90° | AL 90mm - 31.8mm - adjustable 0-90° |
| GRIPS | ERGON GA30 | HERRMANS DD36 Ergonomic | ERGON GP1 | ERGON GA30 |

WHEELSET

| | | | | |
|------------|--|--------------------------------------|--------------------------------------|---|
| TYRES | MAXXIS Rekon S - 27,5"x2,6" / M - L/XL- 29"x2,4" | CONTINENTAL Contact Cruiser 28"x2,0" | CONTINENTAL Contact Cruiser 28"x2,2" | CONTINENTAL Double Fighter III 29"x2,0" |
| WHEEL SIZE | 27,5" (S) / 29" (M-L/XL) | 28" | 28" | 29" |
| RIMS | Alloy Double Wall 30mm (Tubeless Ready) | Alloy Double Wall 25mm | Alloy Double Wall 25mm | Alloy Double Wall 25mm |
| SPOKES | Black Stainless Steel | Stainless Steel | Black Stainless Steel | Black Stainless Steel |
| FRONT HUB | SHIMANO HB-MT400-B Boost 110 Thru-axle 15mm | SHIMANO HB-TX506 9x100mm QR | SHIMANO HB-MT400 100 Thru-axle 15mm | SHIMANO HB-MT400 100 Thru-axle 15mm |
| REAR HUB | SHIMANO HB-MT400-B Boost 148 Thru-axle 12mm | BAFANG H400B 135mm | SHIMANO Nexus SG-C6001-8D | SHIMANO Deore M6000 135mm |

DRIVETRAIN & BRAKES

| | | | | |
|---------------------|---------------------------------|------------------------------|-------------------------|--------------------------|
| BRAKES | SHIMANO Hydraulic MT400 | ALHONGA Hydraulic HJ-HT474 | SHIMANO Hydraulic MT200 | SHIMANO Hydraulic MT200 |
| BRAKE ROTOR - Front | SHIMANO SM-RT30 203mm | ALHONGA HJ-DXR1806 180MM | SHIMANO SM-RT10 180mm | SHIMANO SM-RT10 180mm |
| BRAKE ROTOR - Rear | SHIMANO SM-RT30 180mm | ALHONGA HJ-DXR1806 180MM | SHIMANO SM-RT10 180mm | SHIMANO SM-RT10 180mm |
| REAR DERRAILEUR | SRAM NX 11S | SHIMANO Altus 9S | - | SHIMANO Deore 10S |
| CASSETTE | SRAM Power Glid 1130 11-42 | SHIMANO Altus 9S 11-36T | - | SHIMANO Deore 10S 11-42T |
| SHIFTERS | SRAM NX 11S | SHIMANO Altus 9S | SHIMANO Nexus 8 | SHIMANO Deore 10S |
| CHAINRING | MIRANDA ChainFlow 3D BCD104 38T | MIRANDA ChainFlow BCD104 38T | MIRANDA BCD 104 38T | SAMOX BCD 104 36T |
| CRANK | SAMOX Shape 170/0 | MIRANDA JIS 170 | SAMOX Shape 175/0 | SAMOX Shape 175/0 |
| CHAIN | KMC E11 Turbo e-bike series | SHIMANO CN-HG53 | SHIMANO CN-NX10 | SHIMANO CN-E6090 |
| CHAINGUARD | Yes - FSA | Yes - SKS | Yes - HEBIE | Yes - FSA |

SAFETY & ACESSORIES

| | | | | |
|-------------|------------------------------------|---------------------------------|-----------------------------------|-----------------------------------|
| RACK | ATRANVELO Tour AVS (max.: 25Kg) | ATRANVELO City AVS (max.: 25Kg) | ATRANVELO Tour AVS (max.: 25Kg) | ATRANVELO Tour AVS (max.: 25Kg) |
| FRONT LIGHT | SPANNINGA Axendo 40 with reflector | AXA Ecoline 15 with reflector | AXA Blueline 30 with reflector | AXA Blueline 30 with reflector |
| REAR LIGHT | PICCADILLY with reflector | AXA Slim with reflector | PICCADILLY with reflector | PICCADILLY with reflector |
| KICKSTAND | ATRANVELO Dux | ATRANVELO Dux | ATRANVELO Dux | ATRANVELO Dux |
| MUDGUARD | SKS | SKS | SKS | SKS |
| BELL | Yes | - | Yes | Yes |
| BOTTLE CAGE | Not included. Sold separately. | Not included. Sold separately. | Not included. Sold separately. | Not included. Sold separately. |
| SADDLE | SELLE SAN MARCO X3 e-bike black | SELLE ROYAL Rio Gel | SELLE ROYAL Rio Gel | SELLE ROYAL Essenza Moderate Gel |
| SEAT POST | FSA Gossamer 31.6mm / 350mm /20mm | AL Black 300mm 31,6mm/15mm | AL Black 350mm 31,6mm/15mm | AL Black 350mm 31,6mm/15mm |
| SEAT CLAMP | Alloy black with screw | Alloy black with screw | Alloy black with quick release | Alloy black with quick release |
| PEDALS | UNION SP-400 Flat with reflectors | NECO with reflectors | UNION SP-827 Flat with reflectors | UNION SP-827 Flat with reflectors |
| FRAMELOCK | Not included. Sold separately. | Not included. Sold separately. | Not included. Sold separately. | Not included. Sold separately. |