




M700 Wild ATB
£ 2,149



E850 Trekking
£ 2,399



B400 Urban High Step
£ 1,599



M500 Wild
£ 2,499

| PRODUCT INFORMATION | | | | |
|-----------------------------|--|---|---|--|
| FRAME SIZES | S-M (42cm) - L/XL (46cm) | S/M (46cm) - L/XL (54cm) | - | S (42cm) - M (46cm) - L (50cm) |
| WEIGHT | Approx. 26Kg | Approx. 26,5kg | Approx. 24 Kg | Approx. 26kg |
| MAXIMUM BIKE & RIDER WEIGHT | 135Kg | 145kg | 150kg | 120kg |
| PAINTING | Powder Painting Scratch Resistant with Matte Varnish | - | Powder Painting Scratch Resistant With Matte Varnish | Powder Painting Scratch Resistant with Matte or Glossy Varnish |
| COLOUR(s) | Black Fog with matte finish Pure Red with matte finish Rock Blue with matte finish | White Star with glossy finish Happy Blue with matte finish Black Suit with matte finish Desert Sand with matte finish | Moon Grey with matte finish Desert Sand with matte finish | Black Fog with Matte Finish Moon Grey Gloss with Glossy finish |
| FRAME | | | | |
| FRAME | MTB Hardtail Aluminum | Aluminium High Step | Aluminium High Step | MTB Hardtail Aluminium |
| SUSPENSION | Rockshox 35S Air Travel 120mm Axle Boost 110mm 27,5"/29" | Sr SUNTOUR Mobie E25 Air 75mm | - | Sr Suntour Raidon 34 Air Travel 130mm Boost 110mm 27,5" |
| FORK | - | - | Rigid Alloy 28" | - |
| HEADSET | FSA 1.5" to 1-1/8" Tapered SHIS | ACROS AZX-581 1.5" SHIS With Blocklock 150° Integrated Cables | SHIS 1-1/8" | FSA 1.5" to 1-1/8" Tapered SHIS |
| E-BIKE SYSTEM | | | | |
| DRIVE UNIT | BROSE DRIVE S MAG Horizontal 90Nm | SHIMANO Steps E6100 60Nm | BAFANG H400B Rear Wheel 45Nm | BROSE DRIVE S ALU 90Nm |
| BATTERY | 522Wh 36V - Integrated on Downtube - Removable | 504Wh 36V - Integrated on Downtube - Removable | 360Wh 36V - Integrated on Downtube - Non Removable | Snake Battery - 504Wh 36V - Integrated on Downtube - Removable |
| RANGE | 40km to 100km | 40km to 100km | 40km to 100km | 40km to 100km |
| BATTERY LOCK KEY | Yes | Yes | - | Yes |
| CHARGER | 4A - 3 to 6 hours total charge time | 2A - 5 to 7 hours total charge time | 2A - 5 hours total charge time | 2A - 7 hours total charge time |
| DISPLAY | Brose Allround | SHIMANO SC-E6100 | BAFANG DP.C11 | BROSE Allround |
| COCKPIT | | | | |
| HANDLEBAR | FSA V-Drive 740mm / 31.8mm (Straight) | AL 660mm / 31.8mm (Straight) | AL 660mm / 31.8mm (Straight) | FSA V-Drive 740mm / 31.8mm (Straight) |
| STEM | FSA V-Drive 60mm/ 31.8mm / ±6° | AL 90mm - 31.8mm - adjustable 0-90° with Cable Integration | AL 100mm - 31.8mm - 7° | FSA V-Drive 60mm/ 31.8mm / ±6° |
| GRIPS | ERGON GA30 | ERGON GA30 | HERRMANS DD36 Ergonomic | ERGON GA30 |
| WHEELSET | | | | |
| TYRES | MAXXIS Rekon S - 27,5"x2,6" / M - L/XL-29"x2,4" | CONTINENTAL RaceKing 29"x2,2" | CONTINENTAL Double Fighter III 29"x2,0" | CONTINENTAL Mountain King 27,5"x2,6" |
| WHEEL SIZE | 27,5" (S) / 29" (M-L/XL) | 29" | 29" | 27,5" |
| RIMS | Alloy Double Wall 30mm (Tubeless Ready) | Alloy Double Wall 25mm | Alloy Double Wall 25mm | Alloy Double Wall 25mm |
| SPOKES | Black Stainless Steel | Black Stainless Steel | Stainless Steel | Black Stainless Steel |
| FRONT HUB | SHIMANO HB-MT400-B Boost 110 Thru-axle 15mm | SHIMANO HB-MT400 100 Thru Axle 15mm | SHIMANO HB-TX506 9x100mm QR | SHIMANO HB-MT400-B Boost 110 Thru-axle 15mm |
| REAR HUB | SHIMANO HB-MT400-B Boost 148 Thru-axle 12mm | SHIMANO Deore M6000 135mm | BAFANG H400B 135mm | SHIMANO HB-MT400-B Boost 148 Thru-axle 12mm |
| DRIVETRAIN & BRAKES | | | | |
| BRAKES | SHIMANO Hydraulic MT400 | SHIMANO Hydraulic MT200 | ALHONGA Hydraulic HJ-HT474 | SHIMANO Hydraulic MT200 |
| BRAKE ROTOR - Front | SHIMANO SM-RT30 203mm | SHIMANO SM-RT10 180mm | ALHONGA HJ-DXR1806 180MM | SHIMANO SM-RT10 180mm |
| BRAKE ROTOR - Rear | SHIMANO SM-RT30 180mm | SHIMANO SM-RT10 180mm | ALHONGA HJ-DXR1806 180MM | SHIMANO SM-RT10 180mm |
| REAR DERRAILEUR | SRAM NX 11S | SHIMANO Deore 11S | SHIMANO Altus 9S | SHIMANO Deore 10S |
| CASSETTE | SRAM Power Glid 1130 11-42 | SHIMANO Deore 11S 11-51T | SHIMANO Altus 9S 11-36T | SHIMANO Deore 10S 11-42T |
| SHIFTERS | SRAM NX 11S | SHIMANO Deore 11S | SHIMANO Altus 9S | SHIMANO Deore 10S |
| CHAINRING | MIRANDA ChainFlow 3D BCD104 38T | SHIMANO SM-CRE61 38T | MIRANDA ChainFlow BCD104 38T | SAMOX BCD 104 36T |
| CRANK | SAMOX Shape 170/0 | SHIMANO FC-E6100 175mm | MIRANDA JIS 170 | SAMOX Shape 175/5 |
| CHAIN | KMC E11 Turbo e-bike series | KMC E11 Turbo e-bike series | SHIMANO CN-HG53 | SHIMANO CN-E6090 |
| CHAINGUARD | Yes - FSA | Yes - FSA | Yes - MIRANDA | Yes - FSA |
| SAFETY & ACESSORIES | | | | |
| RACK | ATRANVELO Tour AVS (max.: 25Kg) | ATRANVELO Tour AVS (max.: 25Kg) | ATRANVELO City AVS (max.: 25Kg) | - |
| FRONT LIGHT | SPANNINGA Axendo 40 with reflector | SPANNINGA Axendo 40 with reflector | AXA Ecoline 15 with reflector | - |
| REAR LIGHT | PICCADILY with reflector | PICCADILY with reflector | AXA Slim with reflector | - |
| KICKSTAND | ATRANVELO Dux | ATRANVELO Dux | ATRANVELO Dux | - |
| MUDGUARD | SKS | - | SKS | - |
| BELL | Yes | - | - | Yes |
| BOTTLE CAGE | Not included. Sold separately. | Not included. Sold separately. | Not included. Sold separately. | Not included. Sold separately. |
| SADDLE | SELLE SAN MARCO X3 e-bike black | SELLE ROYAL Essenza Moderate Gel | SELLE ROYAL Essenza Moderate Gel | SELLE ROYAL Shadow |
| SEAT POST | FSA Gossamer 31.6mm / 350mm /20mm | AL Black 350mm 31,6mm/15mm | AL Black 300mm 31,6mm/15mm | FSA Gossamer 350mm 31.6mm /20mm |
| SEAT CLAMP | Alloy black with screw | Alloy black with quick release | Alloy black with screw | Alloy black with quick release |
| PEDALS | UNION SP-400 Flat with reflectors | UNION SP-827 Flat with reflectors | NECO with reflectors | Union SP-21600 Flat with reflectors |
| FRAMELOCK | Not included. Sold separately. | AXA Block XXL | Not included. Sold separately. | Not included. Sold separately. |

* We reserve the right to modify product information that appears on this website without prior notice, including equipment, specifications, models, colors and materials.