




C500 Trekking
£ 1,799



E800 Urban Motion Lite
£ 2,199



M500 Wild
£ 2,499



M700 Wild ATB
£ 2,149

PRODUCT INFORMATION

| | | | | |
|-----------------------------|---|--|--|--|
| FRAME SIZES | M (19cm) - L (20,5cm) | S (45cm) - M (50cm) - L (55cm) | S (42cm) - M (46cm) - L (50cm) | S-M (42cm) - L/XL (46cm) |
| WEIGHT | Approx. 25kg | Approx. 28kg | Approx. 26kg | Approx. 26Kg |
| MAXIMUM BIKE & RIDER WEIGHT | 120kg | 120kg | 120kg | 135Kg |
| PAINTING | - | Powder Painting Scratch Resistant with Matte or Glossy Varnish | Powder Painting Scratch Resistant with Matte or Glossy Varnish | Powder Painting Scratch Resistant with Matte Varnish |
| COLOUR(s) | White Star with glossy finish Happy Blue with matte finish Black Suit with matte finish | White Star with glossy varnish Happy Blue with matte finish Black Suit with matte finish | Black Fog with Matte Finish Moon Grey Gloss with Glossy finish | Black Fog with matte finish Pure Red with matte finish Rock Blue with matte finish |

FRAME

| | | | | |
|------------|-----------------------------------|---------------------------------|---|--|
| FRAME | Aluminium High Step | Aluminium Low Step | MTB Hardtail Aluminium | MTB Hardtail Aluminum |
| SUSPENSION | - | - | Sr Suntour Raidon 34 Air Travel 130mm Boost 110mm 27,5" | Rockshox 35S Air Travel 120mm Axle Boost 110mm 27,5"/29" |
| FORK | Rigid Alloy 28" | Rigid Alloy 28" | - | - |
| HEADSET | ACROS 1.5" to 1-1/8" Tapered SHIS | FSA 1.5" to 1-1/8" Tapered SHIS | FSA 1.5" to 1-1/8" Tapered SHIS | FSA 1.5" to 1-1/8" Tapered SHIS |

E-BIKE SYSTEM

| | | | | |
|------------------|---|--|--|--|
| DRIVE UNIT | SHIMANO Steps E5000 Horizontal 40Nm | BROSE DRIVE C ALU 50Nm | BROSE DRIVE S ALU 90Nm | BROSE DRIVE S MAG Horizontal 90Nm |
| BATTERY | 418Wh 36V - Semi-integrated on Downtube - Removable | 504Wh 36V - Integrated on Downtube - Removable | Snake Battery - 504Wh 36V - Integrated on Downtube - Removable | 522Wh 36V - Integrated on Downtube - Removable |
| RANGE | 40km to 100km | 40km to 100km | 40km to 100km | 40km to 100km |
| BATTERY LOCK KEY | Yes | Yes | Yes | Yes |
| CHARGER | 2A - 6 hours total charge time | 2A - 7 hours total charge time | 2A - 7 hours total charge time | 4A - 3 to 6 hours total charge time |
| DISPLAY | SHIMANO E5000 | BROSE Allround | BROSE Allround | Brose Allround |

COCKPIT

| | | | | |
|-----------|-------------------------------------|-------------------------------------|---------------------------------------|---------------------------------------|
| HANDLEBAR | AL 660mm / 31.8mm (Straight) | AL 660mm / 31.8mm (Curved) | FSA V-Drive 740mm / 31.8mm (Straight) | FSA V-Drive 740mm / 31.8mm (Straight) |
| STEM | AL 90mm - 31.8mm - adjustable 0-90° | AL 90mm - 31.8mm - adjustable 0-90° | FSA V-Drive 60mm/ 31.8mm / ±6° | FSA V-Drive 60mm/ 31.8mm / ±6° |
| GRIPS | HERRMANS DD36 Ergonomic | ERGON GP1 | ERGON GA30 | ERGON GA30 |

WHEELSET

| | | | | |
|------------|-------------------------------------|--------------------------------------|---|--|
| TYRES | CONTINENTAL Double Fighter 29"x2,0" | CONTINENTAL Contact Cruiser 28"x2,2" | CONTINENTAL Mountain King 27,5"x2,6" | MAXIS Rekon S - 27,5"x2,6" / M - L/XL-29"x2,4" |
| WHEEL SIZE | 29" | 28" | 27,5" | 27,5" (S) / 29" (M-L/XL) |
| RIMS | Alloy Double Wall 25mm | Alloy Double Wall 25mm | Alloy Double Wall 25mm | Alloy Double Wall 30mm (Tubeless Ready) |
| SPOKES | Stainless Steel Black | Black Stainless Steel | Black Stainless Steel | Black Stainless Steel |
| FRONT HUB | SHIMANO HB-MT400 100 Thru-axle 15mm | SHIMANO HB-MT400 100 Thru-axle 15mm | SHIMANO HB-MT400-B Boost 110 Thru-axle 15mm | SHIMANO HB-MT400-B Boost 110 Thru-axle 15mm |
| REAR HUB | SHIMANO FH-TX505 135mm | SHIMANO Nexus SG-C6001-8D | SHIMANO HB-MT400-B Boost 148 Thru-axle 12mm | SHIMANO HB-MT400-B Boost 148 Thru-axle 12mm |

DRIVETRAIN & BRAKES

| | | | | |
|---------------------|-------------------------|-------------------------|--------------------------|---------------------------------|
| BRAKES | SHIMANO Hydraulic MT200 | SHIMANO Hydraulic MT200 | SHIMANO Hydraulic MT200 | SHIMANO Hydraulic MT400 |
| BRAKE ROTOR - Front | SHIMANO SM-RT10 180mm | SHIMANO SM-RT10 180mm | SHIMANO SM-RT10 180mm | SHIMANO SM-RT30 203mm |
| BRAKE ROTOR - Rear | SHIMANO SM-RT10 180mm | SHIMANO SM-RT10 180mm | SHIMANO SM-RT10 180mm | SHIMANO SM-RT30 180mm |
| REAR DERRAILEUR | SHIMANO ALTUS 9S | - | SHIMANO Deore 10S | SRAM NX 11S |
| CASSETTE | SHIMANO Altus 9S 11-36T | - | SHIMANO Deore 10S 11-42T | SRAM Power Glid 1130 11-42 |
| SHIFTERS | SHIMANO ALTUS 9S | SHIMANO Nexus 8 | SHIMANO Deore 10S | SRAM NX 11S |
| CHAINRING | SHIMANO SM-CRE50 38T | MIRANDA BCD 104 38T | SAMOX BCD 104 36T | MIRANDA ChainFlow 3D BCD104 38T |
| CRANK | SHIMANO FC-E5010 - 175 | SAMOX Shape 175/0 | SAMOX Shape 175/5 | SAMOX Shape 170/0 |
| CHAIN | SHIMANO CN-HG53 | SHIMANO CN-NX10 | SHIMANO CN-E6090 | KMC E11 Turbo e-bike series |
| CHAINGUARD | Yes - SHIMANO | Yes - HEBIE | Yes - FSA | Yes - FSA |

SAFETY & ACESSORIES

| | | | | |
|-------------|--|-----------------------------------|-------------------------------------|------------------------------------|
| RACK | ATRANVELO Tour AVS (max.: 25Kg) | ATRANVELO Tour AVS (max.: 25Kg) | - | ATRANVELO Tour AVS (max.: 25Kg) |
| FRONT LIGHT | AXA Blueline 30 with reflector | AXA Blueline 30 with reflector | - | SPANNINGA Axendo 40 with reflector |
| REAR LIGHT | PICCADILY with reflector | PICCADILY with reflector | - | PICCADILY with reflector |
| KICKSTAND | ATRANVELO Dux | ATRANVELO Dux | - | ATRANVELO Dux |
| MUDGUARD | SKS | SKS | - | SKS |
| BELL | Yes | Yes | Yes | Yes |
| BOTTLE CAGE | Not suplied. Frame prepared for standard | Not included. Sold separately. | Not included. Sold separately. | Not included. Sold separately. |
| SADDLE | SELLE ROYAL Essenza Moderate Gel | SELLE ROYAL Rio Gel | SELLE ROYAL Shadow | SELLE SAN MARCO X3 e-bike black |
| SEAT POST | AL Black 350mm 30,9mm/15mm | AL Black 350mm 31,6mm/15mm | FSA Gossamer 350mm 31.6mm /20mm | FSA Gossamer 31.6mm / 350mm /20mm |
| SEAT CLAMP | Alloy black with quick release | Alloy black with quick release | Alloy black with quick release | Alloy black with screw |
| PEDALS | UNION SP-827 with reflectors | UNION SP-827 Flat with reflectors | Union SP-21600 Flat with reflectors | UNION SP-400 Flat with reflectors |
| FRAMELOCK | Not included. Sold separately. | Not included. Sold separately. | Not included. Sold separately. | Not included. Sold separately. |

* We reserve the right to modify product information that appears on this website without prior notice, including equipment, specifications, models, colors and materials.