




**M500 Wild**  
£ 2,499



**B400 Urban Low Step**  
£ 1,199



**E850 Urban Motion**  
£ 2,399



**C800 Urban Motion**  
£ 2,149

PRODUCT INFORMATION

|                             |  |   |   |  |
|-----------------------------|--|---|---|--|
| NOTE                        | -  | -   | We reserve the right to modify the information of the products that appear on this website without prior notice, including equipment, specifications, models, colors and materials. | -  |
| FRAME SIZES                 | S (42cm) - M (46cm) - L (50cm)                                   | S (46cm) - M (52cm) - L (56cm)                              | S/M (46cm) - L/XL (54cm)  | M (50cm) - L (55cm)  |
| WEIGHT                      | Approx. 26kg   | Approx. 24kg  | Approx. 26,5kg  | Approx. 28kg   |
| MAXIMUM BIKE & RIDER WEIGHT | 120kg  | 145kg   | 145kg   | 120kg  |
| PAINTING                    | Powder Painting Scratch Resistant with Matte or Glossy Varnish   | Powder Painting Scratch Resistant With Matte Varnish        | Powder Painting Scratch Resistant with Matte or Glossy Varnish  | Powder Painting Scratch Resistant with Matte or Glossy Varnish |
| COLOUR(s)                   | Black Fog with Matte Finish   Moon Grey Gloss with Glossy finish | Moon Grey with matte finish   Desert Sand with matte finish | White Star with glossy varnish   Happy Blue with matte finish   Black Suit with matte finish   Desert Sand with matte finish  | Black Suit with matte finish                                   |

|            |   |                    |   |                                 |
|------------|---|--------------------|---|---------------------------------|
| FRAME      | MTB Hardtail Aluminium                                  | Aluminium Low Step | Aluminium Low Step  | Aluminium Low Step              |
| SUSPENSION | Sr Suntour Raidon 34 Air Travel 130mm Boost 110mm 27,5" | -                  | -   | -                               |
| FORK       | -   | Rigid Alloy 28"    | Rigid Alloy 28"   | Rigid Alloy 28"                 |
| HEADSET    | FSA 1.5" to 1-1/8" Tapered SHIS                         | SHIS 1-1/8"        | ACROS AZX-581 1.5" SHIS With Blocklock 150° Integrated Cables | FSA 1.5" to 1-1/8" Tapered SHIS |

|                  |  |  |  |   |
|------------------|--|--|--|---|
| E-BIKE SYSTEM    |  |  |  |   |
| DRIVE UNIT       | BROSE DRIVE S ALU 90Nm   | BAFANG H400B Rear Wheel 45Nm                       | SHIMANO Steps E6100 60Nm                       | BROSE DRIVE C Horizontal 50Nm                       |
| BATTERY          | Snake Battery - 504Wh 36V - Integrated on Downtube - Removable | 360Wh 36V - Integrated on Downtube - Non Removable | 504Wh 36V - Integrated on Downtube - Removable | 504Wh 36V - Semi-Integrated on Downtube - Removable |
| RANGE            | 40km to 100km  | 40km to 100km                                      | 40km to 100km                                  | 40km to 100km                                       |
| BATTERY LOCK KEY | Yes  | -  | Yes  | Yes   |
| CHARGER          | 2A - 7 hours total charge time                                 | 2A - 5 hours total charge time                     | 2A - 7 hours total charge time                 | 4A - 4 to 5 hours total charge time                 |
| DISPLAY          | BROSE Allround   | BAFANG DP.C11                                      | SHIMANO SC-E6100                               | MARQUARDT Display                                   |

|           |                                       |                                     |   |                                     |
|-----------|---------------------------------------|-------------------------------------|---|-------------------------------------|
| COCKPIT   |                                       |                                     |   |                                     |
| HANDLEBAR | FSA V-Drive 740mm / 31.8mm (Straight) | AL 660mm / 31.8mm (Curved)          | AL 660mm / 31.8mm (Curved)                          | AL 660mm / 31.8mm (Curved)          |
| STEM      | FSA V-Drive 60mm/ 31.8mm / ±6°        | AL 90mm - 31.8mm - adjustable 0-90° | AL 90mm - adjustable 0-90° - with integrated cables | AL 90mm - 31.8mm - adjustable 0-90° |
| GRIPS     | ERGON GA30                            | HERRMANS DD36 Ergonomic             | ERGON GP1   | ERGOTECH EG-AMBITION                |

|            |   |                                      |                                     |                                     |
|------------|---|--------------------------------------|-------------------------------------|-------------------------------------|
| WHEELSET   |   |                                      |                                     |                                     |
| TYRES      | CONTINENTAL Mountain King 27,5"x2,6"        | CONTINENTAL Contact Cruiser 28"x2,0" | CONTINENTAL Contact Urban 28"x2,2"  | CONTINENTAL Ride Cruiser 28"x2,2"   |
| WHEEL SIZE | 27,5"                                       | 28"                                  | 28"                                 | 28"                                 |
| RIMS       | Alloy Double Wall 25mm                      | Alloy Double Wall 25mm               | Alloy Double Wall 25mm              | Alloy Double 25mm                   |
| SPOKES     | Black Stainless Steel                       | Stainless Steel                      | Black Stainless Steel               | Black Stainless Steel               |
| FRONT HUB  | SHIMANO HB-MT400-B Boost 110 Thru-axle 15mm | SHIMANO HB-TX506 9x100mm QR          | SHIMANO HB-MT400 100 Thru-axle 15mm | SHIMANO HB-MT400 100 Thru-axle 15mm |
| REAR HUB   | SHIMANO HB-MT400-B Boost 148 Thru-axle 12mm | BAFANG H400B 135mm                   | SHIMANO Nexus SG-C6001-8D           | SHIMANO NEXUS SG-C6001 135mm        |

|                     |                          |                              |                         |                               |
|---------------------|--------------------------|------------------------------|-------------------------|-------------------------------|
| DRIVETRAIN & BRAKES |                          |                              |                         |                               |
| BRAKES              | SHIMANO Hydraulic MT200  | ALHONGA Hydraulic HJ-HT474   | SHIMANO Hydraulic MT200 | CLARKS Hydraulic M2           |
| BRAKE ROTOR - Front | SHIMANO SM-RT10 180mm    | ALHONGA HJ-DXR1806 180MM     | SHIMANO SM-RT10 180mm   | CL HJ-DXR1814 180mm           |
| BRAKE ROTOR - Rear  | SHIMANO SM-RT10 180mm    | ALHONGA HJ-DXR1806 180MM     | SHIMANO SM-RT10 180mm   | CL HJ-DXR1814 180mm           |
| REAR DERRAILEUR     | SHIMANO Deore 10S        | SHIMANO Altus 9S             | -                       | -                             |
| CASSETTE            | SHIMANO Deore 10S 11-42T | SHIMANO Altus 9S 11-36T      | -                       | -                             |
| SHIFTERS            | SHIMANO Deore 10S        | SHIMANO Altus 9S             | SHIMANO Nexus 8         | SHIMANO NEXUS 8               |
| CHAINRING           | SAMOX BCD 104 36T        | MIRANDA ChainFlow BCD104 38T | SHIMANO SM-CRE61 38T    | MIRANDA ChainFlow BCD 104 38T |
| CRANK               | SAMOX Shape 175/5        | MIRANDA JIS 170              | SHIMANO FC-E6100 175mm  | SAMOX Shape 175               |
| CHAIN               | SHIMANO CN-E6090         | SHIMANO CN-HG53              | SHIMANO CN-NX10         | SHIMANO CN-NX10               |
| CHAINGUARD          | Yes - FSA                | Yes - SKS                    | Yes - HEBIE             | Yes - HEBIE                   |

|                     |                                     |                                 |                                    |                                 |
|---------------------|-------------------------------------|---------------------------------|------------------------------------|---------------------------------|
| SAFETY & ACESSORIES |                                     |                                 |                                    |                                 |
| RACK                | -                                   | ATRANVELO City AVS (max.: 25Kg) | ATRANVELO Tour AVS (max.: 25Kg)    | ATRANVELO City AVS (max.: 25Kg) |
| FRONT LIGHT         | -                                   | AXA Ecoline 15 with reflector   | SPANNINGA Axendo 40 with reflector | AXA Blueline 30 with reflector  |
| REAR LIGHT          | -                                   | AXA Slim with reflector         | PICCADILLY with reflector          | PICCADILLY with reflector       |
| KICKSTAND           | -                                   | ATRANVELO Dux                   | ATRANVELO Dux                      | ATRANVELO Dux                   |
| MUDGUARD            | -                                   | SKS                             | SKS                                | SKS                             |
| BELL                | Yes                                 | -                               | Yes                                | Yes                             |
| BOTTLE CAGE         | Not included. Sold separately.      | Not included. Sold separately.  | Not included. Sold separately.     | Not included. Sold separately.  |
| SADDLE              | SELLE ROYAL Shadow                  | SELLE ROYAL Rio Gel             | SELLE ROYAL Rio Gel                | SELLE ROYAL Rio Gel             |
| SEAT POST           | FSA Gossamer 350mm 31.6mm /20mm     | AL Black 300mm 31,6mm/15mm      | AL Black 300mm 31,6mm/15mm         | AL Black 350mm 27.2mm/15mm      |
| SEAT CLAMP          | Alloy black with quick release      | Alloy black with screw          | Alloy black with quick release     | Alloy black with quick release  |
| PEDALS              | Union SP-21600 Flat with reflectors | NECO with reflectors            | UNION SP-827 Flat with reflectors  | UNION SP-827 with reflectors    |
| FRAMELOCK           | Not included. Sold separately.      | Not included. Sold separately.  | AXA Block XXL                      | Not included. Sold separately.  |