




B400 Urban High Step
€ 1,899



C500 Urban Low Step Ltd Edition
€ 2,199



M500 Wild ATB Wild
€ 1,949



C500 Urban High Step Ltd Edition
€ 2,199

| PRODUCT INFORMATION | | | | |
|-----------------------------|---|---|--|---|
| NOTE | - | We reserve the right to modify the information of the products that appear on this website without prior notice, including equipment, specifications, models, colors and materials. | | We reserve the right to modify the information of the products that appear on this website without prior notice, including equipment, specifications, models, colors and materials. |
| FRAME SIZES | - | S (44cm) - M (48cm) | S (42cm) - M (46cm) - L (50cm) | M (48cm) - L (52cm) |
| WEIGHT | Approx. 24 Kg | Approx. 23kg | Approx. 28kg | Approx. 24kg |
| MAXIMUM BIKE & RIDER WEIGHT | 150kg | 120kg | 120kg | 120kg |
| PAINTING | Powder Painting Scratch Resistant With Matte Varnish | Powder Painting Scratch Resistant with Matte or Glossy Varnish | Powder Painting Scratch Resistant with Matte or Glossy Varnish | Powder Painting Scratch Resistant with Glossy Varnish |
| COLOUR(s) | Moon Grey with matte finish Desert Sand with matte finish | Nude Latte with glossy varnish Lilac Sky with glossy varnish Green Moss with glossy varnish Black Suit with matte finish | Black Fog with matte minish Moon Grey Gloss with glossy finish | Ice Grey with glossy finish |
| FRAME | | | | |
| FRAME | Aluminium High Step | Aluminium Low Step | Aluminium MTB Hardtail | Aluminium High Step |
| SUSPENSION | - | - | Sr Suntour Raidon 34 Air Travel 130mm Boost 110mm 27,5" | - |
| FORK | Rigid Alloy 28" | Rigid Alloy 28" | - | Rigid Alloy 28" |
| HEADSET | SHIS 1-1/8" | FSA 1.5" to 1-1/8" Tapered SHIS | FSA 1.5" to 1-1/8" Tapered SHIS | ACROS 1.5" to 1-1/8" Tapered SHIS |
| E-BIKE SYSTEM | | | | |
| DRIVE UNIT | BAFANG H400B Rear Wheel 45Nm | SHIMANO Steps DU-E6100 60Nm | BROSE DRIVE S ALU 90Nm | SHIMANO Steps DU-E6100 60Nm |
| BATTERY | 360Wh 36V - Integrated on Downtube - Non Removable | 504Wh 36V - Semi-integrated in downtube - Removable | Snake Battery - 504Wh 36V - Integrated on Downtube - Removable | 504Wh - Semi-integrated in downtube - Removable |
| RANGE | 40km to 100km | 40km to 100km | 40km to 100km | 40km to 100km |
| BATTERY LOCK KEY | - | Yes | Yes | Yes |
| CHARGER | 2A - 5 hours total charge time | 2A - up to 7 hours total charge time | 2A - 7 hours total charge time | 2A - up to 7 hours total charge time |
| DISPLAY | BAFANG DPC11 | - | BROSE Allround | - |
| COCKPIT | | | | |
| HANDLEBAR | AL 660mm / 31.8mm (Straight) | AL 660mm / 31.8mm (Curved) | FSA V-Drive 740mm / 31.8mm (Straight) | AL 660mm / 31.8mm (Straight) |
| STEM | AL 100mm - 31.8mm - 7° | AL 90mm - 31.8mm - adjustable 0-90° | FSA V-Drive 60mm/ 31.8mm / ±6° | AL 90mm - 31.8mm - adjustable 0-90° |
| GRIPS | HERRMANS DD36 Ergonomic | Ergonomic Grip with Clamp | ERGON GA30 | Ergonomic Grip with Clamp |
| WHEELSET | | | | |
| TYRES | CONTINENTAL Double Fighter III 29"x2,0" | CONTINENTAL Ride Cruiser 28"x2,0" | CONTINENTAL Mountain King 27,5"x2,6" | CONTINENTAL Ride Cruiser 28"x2,0" |
| WHEEL SIZE | 29" | 28" | 27,5" | 28" |
| RIMS | Alloy Double Wall 25mm | Alloy Double Wall 25mm | Alloy Double Wall 25mm | Alloy Double Wall 25mm |
| SPOKES | Stainless Steel | Black Stainless Steel | Black Stainless Steel | Stainless Steel Black |
| FRONT HUB | SHIMANO HB-TX506 9x100mm QR | SHIMANO HB-MT400 100 Thru-axle 15mm | SHIMANO HB-MT400-B Boost 110 Thru-axle 15mm | SHIMANO HB-MT400 100 Thru-axle 15mm |
| REAR HUB | BAFANG H400B 135mm | SHIMANO FH-TX505 135mm | SHIMANO HB-MT400-B Boost 148 Thru-axle 12mm | SHIMANO FH-TX505 135mm |
| DRIVETRAIN & BRAKES | | | | |
| BRAKES | ALHONGA Hydraulic HJ-HT474 | SHIMANO Hydraulic MT200 | SHIMANO Hydraulic MT200 | SHIMANO Hydraulic MT200 |
| BRAKE ROTOR - Front | ALHONGA HJ-DXR1806 180MM | SHIMANO SM-RT10 180mm | SHIMANO SM-RT10 180mm | SHIMANO SM-RT10 180mm |
| BRAKE ROTOR - Rear | ALHONGA HJ-DXR1806 180MM | SHIMANO SM-RT10 180mm | SHIMANO SM-RT10 180mm | SHIMANO SM-RT10 180mm |
| REAR DERRAILEUR | SHIMANO Altus 9S | SHIMANO Altus M2000 9S | SHIMANO Deore 10S | SHIMANO Altus M2000 9S |
| CASSETTE | SHIMANO Altus 9S 11-36T | SHIMANO Altus CS-HG201-9 11-36T | SHIMANO Deore 10S 11-42T | SHIMANO Altus CS-HG201-9 11-36T |
| SHIFTERS | SHIMANO Altus 9S | SHIMANO Altus 9S | SHIMANO Deore 10S | SHIMANO Altus 9S |
| CHAINRING | MIRANDA ChainFlow BCD104 38T | SHIMANO SM-CRE61 38T | SAMOX BCD 104 36T | SHIMANO SM-CRE61 38T |
| CRANK | MIRANDA JIS 170 | SHIMANO FC-E6100 - 175mm | SAMOX Shape 175/5 | SHIMANO FC-E6100 - 175mm |
| CHAIN | SHIMANO CN-HG53 | - | SHIMANO CN-E6090 | SHIMANO CN-LG500 |
| CHAIN/BELT DRIVE | - | SHIMANO CN-LG500 | - | - |
| CHAINGUARD | Yes - MIRANDA | Yes - SKS | Yes - FSA | Yes - SKS |
| SAFETY & ACESSORIES | | | | |
| RACK | ATRANVELO City AVS (max.: 25Kg) | ATRANVELO Tour AVS (max.: 25Kg) | ATRANVELO Tour AVS (max.: 25Kg) | ATRANVELO Tour AVS (max.: 25Kg) |
| FRONT LIGHT | AXA Ecoline 15 with reflector | SPANNINGA Axendo 40 with reflector | AXA Blueline 30 with reflector | SPANNINGA Axendo 40 with reflector |
| REAR LIGHT | AXA Slim with reflector | PICCADILLY with reflector | AXA Slim with reflector | PICCADILLY with reflector |
| KICKSTAND | ATRANVELO Dux | ATRANVELO Dux | ATRANVELO Dux | ATRANVELO Dux |
| MUDGUARD | SKS | SKS | SKS | SKS |
| BELL | - | Yes | - | Yes |
| BOTTLE CAGE | Not included. Sold separately. | Not included. Frame not prepared. | Not included. Sold separately. | Not suplied. Frame prepared for standard |
| SADDLE | SELLE ROYAL Essenza Moderate Gel | SELLE ROYAL Rio Gel | SELLE ROYAL Shadow | SELLE ROYAL Essenza Moderate Gel |
| SEAT POST | AL Black 300mm 31,6mm/15mm | AL Black 350mm 30,9mm/15mm | FSA Gossamer 350mm 31,6mm /20mm | AL Black 350mm 30,9mm/15mm |
| SEAT CLAMP | Alloy black with screw | Alloy black with quick release | Alloy black with screw | Alloy black with quick release |