




<div>  <div>  <div> <b>B400 Urban High Step</b>            £ 1,599         </div> </div> <div>  <div> <b>E850 Trekking</b>            £ 2,399         </div> </div> </div>		
<b>PRODUCT INFORMATION</b>		
FRAME SIZES	-	S/M (46cm) - L/XL (54cm)
WEIGHT	Approx. 24 Kg	Approx. 26,5kg
MAXIMUM BIKE & RIDER WEIGHT	150kg	145kg
PAINTING	Powder Painting Scratch Resistant With Matte Varnish	-
COLOUR(s)	Moon Grey with matte finish   Desert Sand with matte finish	White Star with glossy finish   Happy Blue with matte finish   Black Suit with matte finish   Desert Sand with matte finish
<b>FRAME</b>		
FRAME	Aluminium High Step	Aluminium High Step
SUSPENSION	-	Sr SUNTOUR Mobie E25 Air 75mm
FORK	Rigid Alloy 28"	-
HEADSET	SHIS 1-1/8"	ACROS AZX-581 1.5" SHIS With Blocklock 150° Integrated Cables
<b>E-BIKE SYSTEM</b>		
DRIVE UNIT	BAFANG H400B Rear Wheel 45Nm	SHIMANO Steps E6100 60Nm
BATTERY	360Wh 36V - Integrated on Downtube - Non Removable	504Wh 36V - Integrated on Downtube - Removable
RANGE	40km to 100km	40km to 100km
BATTERY LOCK KEY	-	Yes
CHARGER	2A - 5 hours total charge time	2A - 5 to 7 hours total charge time
DISPLAY	BAFANG DP.C11	SHIMANO SC-E6100
<b>COCKPIT</b>		
HANDLEBAR	AL 660mm / 31.8mm (Straight)	AL 660mm / 31.8mm (Straight)
STEM	AL 100mm - 31.8mm - 7°	AL 90mm - 31.8mm - adjustable 0-90° with Cable Integration
GRIPS	HERRMANS DD36 Ergonomic	ERGON GA30
<b>WHEELSET</b>		
TYRES	CONTINENTAL Double Fighter III 29"x2,0"	CONTINENTAL RaceKing 29"x2,2"
WHEEL SIZE	29"	29"
RIMS	Alloy Double Wall 25mm	Alloy Double Wall 25mm
SPOKES	Stainless Steel	Black Stainless Steel
FRONT HUB	SHIMANO HB-TX506 9x100mm QR	SHIMANO HB-MT400 100 Thru Axle 15mm
REAR HUB	BAFANG H400B 135mm	SHIMANO Deore M6000 135mm
<b>DRIVETRAIN &amp; BRAKES</b>		
BRAKES	ALHONGA Hydraulic HJ-HT474	SHIMANO Hydraulic MT200
BRAKE ROTOR - Front	ALHONGA HJ-DXR1806 180MM	SHIMANO SM-RT10 180mm
BRAKE ROTOR - Rear	ALHONGA HJ-DXR1806 180MM	SHIMANO SM-RT10 180mm
REAR DERRAILEUR	SHIMANO Altus 9S	SHIMANO Deore 11S
CASSETTE	SHIMANO Altus 9S 11-36T	SHIMANO Deore 11S 11-51T
SHIFTERS	SHIMANO Altus 9S	SHIMANO Deore 11S
CHAINRING	MIRANDA ChainFlow BCD104 38T	SHIMANO SM-CRE61 38T
CRANK	MIRANDA JIS 170	SHIMANO FC-E6100 175mm
CHAIN	SHIMANO CN-HG53	KMC E11 Turbo e-bike series
CHAINGUARD	Yes - MIRANDA	Yes - FSA
<b>SAFETY &amp; ACESSORIES</b>		
RACK	ATRANVELO City AVS (max.: 25Kg)	ATRANVELO Tour AVS (max.: 25Kg)
FRONT LIGHT	AXA Ecoline 15 with reflector	SPANNINGA Axendo 40 with reflector
REAR LIGHT	AXA Slim with reflector	PICCADILY with reflector
KICKSTAND	ATRANVELO Dux	ATRANVELO Dux
MUDGUARD	SKS	-
BOTTLE CAGE	Not included. Sold separately.	Not included. Sold separately.
SADDLE	SELLE ROYAL Essenza Moderate Gel	SELLE ROYAL Essenza Moderate Gel
SEAT POST	AL Black 300mm 31,6mm/15mm	AL Black 350mm 31,6mm/15mm
SEAT CLAMP	Alloy black with screw	Alloy black with quick release
PEDALS	NECO with reflectors	UNION SP-827 Flat with reflectors
FRAMELOCK	Not included. Sold separately.	AXA Block XXL

\* We reserve the right to modify product information that appears on this website without prior notice, including equipment, specifications, models, colors and materials.