




B400 Urban High Step
£ 1,599



G400 Gravel
£ 1,799



B400 Urban Low Step
£ 1,199



S950 Wild Full Suspension Carbon
£ 4,799

| PRODUCT INFORMATION | | | | |
|-----------------------------|-------------------------------------------------------------|-------------------------------------------------------|-------------------------------------------------------------|--------------------------------------------------------------|
| FRAME SIZES | - | M (52cm) - L (56cm) | S (46cm) - M (52cm) - L (56cm) | M (42cm) - L (48cm) |
| WEIGHT | Approx. 24 Kg | Approx. 20kg | Approx. 24kg | Approx. 26kg |
| MAXIMUM BIKE & RIDER WEIGHT | 150kg | 150kg | 145kg | 135kg |
| PAINTING | Powder Painting Scratch Resistant With Matte Varnish | Powder painting scratch resistant with Glossy Varnish | Powder Painting Scratch Resistant With Matte Varnish | Powder painting scratch resistant with Glossy Varnish |
| COLOUR(s) | Moon Grey with matte finish Desert Sand with matte finish | Metallic Blue | Moon Grey with matte finish Desert Sand with matte finish | Dark Night with gloss finish Pure Red with gloss finish |
| FRAME | | | | |
| FRAME | Aluminium High Step | Aluminium High Step | Aluminium Low Step | MTB FS Full Carbon 140mm |
| SUSPENSION | - | - | - | ROCKSHOX Pike Select Air Travel 140mm Axle Boost 110mm 29" |
| FORK | Rigid Alloy 28" | Rigid Alloy 28" | Rigid Alloy 28" | - |
| HEADSET | SHIS 1-1/8" | Semi integrated 1-1/8" | SHIS 1-1/8" | FSA 1.5" to 1-1/8" Tapered SHIS |
| REAR SHOCK | - | - | - | ROCKSHOX Deluxe Select+ Travel 140mm Trunnion (185x55) |
| E-BIKE SYSTEM | | | | |
| DRIVE UNIT | BAFANG H400B Rear Wheel 45Nm | BAFANG H400B Rear Wheel 45Nm | BAFANG H400B Rear Wheel 45Nm | BROSE DRIVE S MAG Horizontal 90Nm |
| BATTERY | 360Wh 36V - Integrated on Downtube - Non Removable | 36V 360Wh - Integrated on Downtube - Non Removable | 360Wh 36V - Integrated on Downtube - Non Removable | 630Wh 36V - Integrated on Downtube - Removable |
| RANGE | 40km to 100km | 40km to 100km | 40km to 100km | 40km to 100km |
| BATTERY LOCK KEY | - | - | - | Yes |
| CHARGER | 2A - 5 hours total charge time | 2A - 5 hours total charge time | 2A - 5 hours total charge time | 4A - 3 to 6 hours total charge time |
| DISPLAY | BAFANG DPC11 | BAFANG DPC11 | BAFANG DPC11 | BROSE Remote |
| COCKPIT | | | | |
| HANDLEBAR | AL 660mm / 31.8mm (Straight) | ZOOM Gravel 400mm / 31.8mm / Flare 25° | AL 660mm / 31.8mm (Curved) | FSA Grid AL 800mm / 35mm / Rise 20mm (Straight) |
| STEM | AL 100mm - 31.8mm - 7° | AL 100mm - 31.8mm - 7° | AL 90mm - 31.8mm - adjustable 0-90° | FSA Grid 50mm/ 35mm / ±6° |
| GRIPS | HERRMANS DD36 Ergonomic | SELLE ITALIA SG Tape | HERRMANS DD36 Ergonomic | ERGON GA30 |
| WHEELSET | | | | |
| TYRES | CONTINENTAL Double Fighter III 29"x2,0" | VITTORIA Terreno Dry 29"x1,75" | CONTINENTAL Contact Cruiser 28"x2,0" | SCHWALBE Eddy Current 27,5"x2,6" / 29"x2,4" (Tubeless Ready) |
| WHEEL SIZE | 29" | 29" | 28" | Mullet: 27,5" / 29" |
| RIMS | Alloy Double Wall 25mm | Alloy Double Wall 25mm | Alloy Double Wall 25mm | Alloy Double Wall Front: 30mm/ Rear: 35mm (Tubeless Ready) |
| SPOKES | Stainless Steel | Stainless Steel | Stainless Steel | Black Stainless Steel |
| FRONT HUB | SHIMANO HB-TX506 9x100mm QR | Alloy 9x135mm QR | SHIMANO HB-TX506 9x100mm QR | Boost 110 Thru-axle 15mm |
| REAR HUB | BAFANG H400B 135mm | BAFANG H400B 135mm | BAFANG H400B 135mm | Boost 148 Thru-axle 12mm |
| DRIVETRAIN & BRAKES | | | | |
| BRAKES | ALHONGA Hydraulic HJ-HT474 | TEKTRO Cable Activated Hydraulic HD-C705 | ALHONGA Hydraulic HJ-HT474 | MAGURA Hydraulic MT7 |
| BRAKE ROTOR - Front | ALHONGA HJ-DXR1806 180MM | SHIMANO SM-RT26 180mm | ALHONGA HJ-DXR1806 180MM | MAGURA MDR-C 203mm |
| BRAKE ROTOR - Rear | ALHONGA HJ-DXR1806 180MM | SHIMANO SM-RT26 180mm | ALHONGA HJ-DXR1806 180MM | MAGURA MDR-C 203mm |
| REAR DERRAILEUR | SHIMANO Altus 9S | MICROSHIFT AdventX 10S | SHIMANO Altus 9S | SRAM NX Eagle 12S |
| CASSETTE | SHIMANO Altus 9S 11-36T | MICROSHIFT AdventX 10S 11-48T | SHIMANO Altus 9S 11-36T | SRAM PG1210 Eagle 12S 11-50T |
| SHIFTERS | SHIMANO Altus 9S | MICROSHIFT AdventX 10S | SHIMANO Altus 9S | SRAM NX Eagle 12S |
| CHAINRING | MIRANDA ChainFlow BCD104 38T | MIRANDA ChainFlow BCD104 38T | MIRANDA ChainFlow BCD104 38T | MIRANDA ChainFlow 3D BCD104 38T |
| CRANK | MIRANDA JIS 170 | MIRANDA JIS 170 | MIRANDA JIS 170 | SAMOX Shape 175/0 |
| CHAIN | SHIMANO CN-HG53 | KMC e10 Turbo e-bike series | SHIMANO CN-HG53 | SRAM SX Eagle 12S |
| CHAINGUARD | Yes - MIRANDA | Yes - MIRANDA | Yes - SKS | Yes - FSA |
| SAFETY & ACESSORIES | | | | |
| RACK | ATRANVELO City AVS (max.: 25Kg) | - | ATRANVELO City AVS (max.: 25Kg) | - |
| FRONT LIGHT | AXA Ecoline 15 with reflector | - | AXA Ecoline 15 with reflector | LITEMOVE SE-110 with reflector 110 Lux |
| REAR LIGHT | AXA Slim with reflector | - | AXA Slim with reflector | - |
| KICKSTAND | ATRANVELO Dux | - | ATRANVELO Dux | - |
| MUDGUARD | SKS | - | SKS | - |
| BOTTLE CAGE | Not included. Sold separately. | Not included. Sold separately. | Not included. Sold separately. | Not included. Sold separately. |
| SADDLE | SELLE ROYAL Essenza Moderate Gel | SELLE ITALIA Model X Superflow | SELLE ROYAL Rio Gel | SELLE SAN MARCO GND |
| SEAT POST | AL Black 300mm 31,6mm/15mm | AL Black 300mm 31,6mm /15mm | AL Black 300mm 31,6mm/15mm | KindShock Dropper Post Lev Integra Travel 150mm |
| SEAT CLAMP | Alloy black with screw | Alloy black with screw | Alloy black with screw | Alloy black with screw |
| PEDALS | NECO with reflectors | MARWI SP-400 Flat with reflectors | NECO with reflectors | M-WAVE A10 Flat with reflectors |
| FRAMELOCK | Not included. Sold separately. | Not included. Sold separately. | Not included. Sold separately. | - |

* We reserve the right to modify product information that appears on this website without prior notice, including equipment, specifications, models, colors and materials.