




**E850 Urban Motion**  
£ 2,399



**B400 Urban Low Step**  
£ 1,199



**E800 Urban Motion Lite**  
£ 2,199



**C800 Urban Motion**  
£ 2,149

PRODUCT INFORMATION

|                             |   |   |  |  |
|-----------------------------|---|---|--|--|
| NOTE                        | We reserve the right to modify the information of the products that appear on this website without prior notice, including equipment, specifications, models, colors and materials. |   |  |  |
| FRAME SIZES                 | S/M (46cm) - L/XL (54cm)  | S (46cm) - M (52cm) - L (56cm)                              | S (45cm) - M (50cm) - L (55cm)   | M (50cm) - L (55cm)  |
| WEIGHT                      | Approx. 26,5kg  | Approx. 24kg  | Approx. 28kg   | Approx. 28kg   |
| MAXIMUM BIKE & RIDER WEIGHT | 145kg   | 145kg   | 120kg  | 120kg  |
| PAINTING                    | Powder Painting Scratch Resistant with Matte or Glossy Varnish  | Powder Painting Scratch Resistant With Matte Varnish        | Powder Painting Scratch Resistant with Matte or Glossy Varnish                               | Powder Painting Scratch Resistant with Matte or Glossy Varnish |
| COLOUR(s)                   | White Star with glossy varnish   Happy Blue with matte finish   Black Suit with matte finish   Desert Sand with matte finish  | Moon Grey with matte finish   Desert Sand with matte finish | White Star with glossy varnish   Happy Blue with matte finish   Black Suit with matte finish | Black Suit with matte finish                                   |

FRAME

|         |   |                    |                                 |                                 |
|---------|---|--------------------|---------------------------------|---------------------------------|
| FRAME   | Aluminium Low Step  | Aluminium Low Step | Aluminium Low Step              | Aluminium Low Step              |
| FORK    | Rigid Alloy 28"   | Rigid Alloy 28"    | Rigid Alloy 28"                 | Rigid Alloy 28"                 |
| HEADSET | ACROS AZX-581 1.5" SHIS With Blocklock 150° Integrated Cables | SHIS 1-1/8"        | FSA 1.5" to 1-1/8" Tapered SHIS | FSA 1.5" to 1-1/8" Tapered SHIS |

E-BIKE SYSTEM

|                  |  |  |  |   |
|------------------|--|--|--|---|
| DRIVE UNIT       | SHIMANO Steps E6100 60Nm                       | BAFANG H400B Rear Wheel 45Nm                       | BROSE DRIVE C ALU 50Nm                         | BROSE DRIVE C Horizontal 50Nm                       |
| BATTERY          | 504Wh 36V - Integrated on Downtube - Removable | 360Wh 36V - Integrated on Downtube - Non Removable | 504Wh 36V - Integrated on Downtube - Removable | 504Wh 36V - Semi-Integrated on Downtube - Removable |
| RANGE            | 40km to 100km                                  | 40km to 100km                                      | 40km to 100km                                  | 40km to 100km                                       |
| BATTERY LOCK KEY | Yes  | -  | Yes  | Yes   |
| CHARGER          | 2A - 7 hours total charge time                 | 2A - 5 hours total charge time                     | 2A - 7 hours total charge time                 | 4A - 4 to 5 hours total charge time                 |
| DISPLAY          | SHIMANO SC-E6100                               | BAFANG DPC11                                       | BROSE Allround                                 | MARQUARDT Display                                   |

COCKPIT

|           |   |                                     |                                     |                                     |
|-----------|---|-------------------------------------|-------------------------------------|-------------------------------------|
| HANDLEBAR | AL 660mm / 31.8mm (Curved)                          | AL 660mm / 31.8mm (Curved)          | AL 660mm / 31.8mm (Curved)          | AL 660mm / 31.8mm (Curved)          |
| STEM      | AL 90mm - adjustable 0-90° - with integrated cables | AL 90mm - 31.8mm - adjustable 0-90° | AL 90mm - 31.8mm - adjustable 0-90° | AL 90mm - 31.8mm - adjustable 0-90° |
| GRIPS     | ERGON GP1   | HERRMANS DD36 Ergonomic             | ERGON GP1                           | ERGOTECH EG-AMBITION                |

WHEELSET

|            |                                     |                                      |                                      |                                     |
|------------|-------------------------------------|--------------------------------------|--------------------------------------|-------------------------------------|
| TYRES      | CONTINENTAL Contact Urban 28"x2,2"  | CONTINENTAL Contact Cruiser 28"x2,0" | CONTINENTAL Contact Cruiser 28"x2,2" | CONTINENTAL Ride Cruiser 28"x2,2"   |
| WHEEL SIZE | 28"                                 | 28"                                  | 28"                                  | 28"                                 |
| RIMS       | Alloy Double Wall 25mm              | Alloy Double Wall 25mm               | Alloy Double Wall 25mm               | Alloy Double 25mm                   |
| SPOKES     | Black Stainless Steel               | Stainless Steel                      | Black Stainless Steel                | Black Stainless Steel               |
| FRONT HUB  | SHIMANO HB-MT400 100 Thru-axle 15mm | SHIMANO HB-TX506 9x100mm QR          | SHIMANO HB-MT400 100 Thru-axle 15mm  | SHIMANO HB-MT400 100 Thru-axle 15mm |
| REAR HUB   | SHIMANO Nexus SG-C6001-8D           | BAFANG H400B 135mm                   | SHIMANO Nexus SG-C6001-8D            | SHIMANO NEXUS SG-C6001 135mm        |

DRIVETRAIN & BRAKES

|                     |                         |                              |                         |                               |
|---------------------|-------------------------|------------------------------|-------------------------|-------------------------------|
| BRAKES              | SHIMANO Hydraulic MT200 | ALHONGA Hydraulic HJ-HT474   | SHIMANO Hydraulic MT200 | CLARKS Hydraulic M2           |
| BRAKE ROTOR - Front | SHIMANO SM-RT10 180mm   | ALHONGA HJ-DXR1806 180MM     | SHIMANO SM-RT10 180mm   | CL HJ-DXR1814 180mm           |
| BRAKE ROTOR - Rear  | SHIMANO SM-RT10 180mm   | ALHONGA HJ-DXR1806 180MM     | SHIMANO SM-RT10 180mm   | CL HJ-DXR1814 180mm           |
| REAR DERRAILEUR     | -                       | SHIMANO Altus 9S             | -                       | -                             |
| CASSETTE            | -                       | SHIMANO Altus 9S 11-36T      | -                       | -                             |
| SHIFTERS            | SHIMANO Nexus 8         | SHIMANO Altus 9S             | SHIMANO Nexus 8         | SHIMANO NEXUS 8               |
| CHAINRING           | SHIMANO SM-CRE61 38T    | MIRANDA ChainFlow BCD104 38T | MIRANDA BCD 104 38T     | MIRANDA ChainFlow BCD 104 38T |
| CRANK               | SHIMANO FC-E6100 175mm  | MIRANDA JIS 170              | SAMOX Shape 175/0       | SAMOX Shape 175               |
| CHAIN               | SHIMANO CN-NX10         | SHIMANO CN-HG53              | SHIMANO CN-NX10         | SHIMANO CN-NX10               |
| CHAINGUARD          | Yes - HEBIE             | Yes - SKS                    | Yes - HEBIE             | Yes - HEBIE                   |

SAFETY & ACESSORIES

|             |                                    |                                 |                                   |                                 |
|-------------|------------------------------------|---------------------------------|-----------------------------------|---------------------------------|
| RACK        | ATRANVELO Tour AVS (max.: 25Kg)    | ATRANVELO City AVS (max.: 25Kg) | ATRANVELO Tour AVS (max.: 25Kg)   | ATRANVELO City AVS (max.: 25Kg) |
| FRONT LIGHT | SPANNINGA Axendo 40 with reflector | AXA Ecoline 15 with reflector   | AXA Blueline 30 with reflector    | AXA Blueline 30 with reflector  |
| REAR LIGHT  | PICCADILLY with reflector          | AXA Slim with reflector         | PICCADILLY with reflector         | PICCADILLY with reflector       |
| KICKSTAND   | ATRANVELO Dux                      | ATRANVELO Dux                   | ATRANVELO Dux                     | ATRANVELO Dux                   |
| MUDGUARD    | SKS                                | SKS                             | SKS                               | SKS                             |
| BELL        | Yes                                | -                               | Yes                               | Yes                             |
| BOTTLE CAGE | Not included. Sold separately.     | Not included. Sold separately.  | Not included. Sold separately.    | Not included. Sold separately.  |
| SADDLE      | SELLE ROYAL Rio Gel                | SELLE ROYAL Rio Gel             | SELLE ROYAL Rio Gel               | SELLE ROYAL Rio Gel             |
| SEAT POST   | AL Black 300mm 31,6mm/15mm         | AL Black 300mm 31,6mm/15mm      | AL Black 350mm 31,6mm/15mm        | AL Black 350mm 27.2mm/15mm      |
| SEAT CLAMP  | Alloy black with quick release     | Alloy black with screw          | Alloy black with quick release    | Alloy black with quick release  |
| PEDALS      | UNION SP-827 Flat with reflectors  | NECO with reflectors            | UNION SP-827 Flat with reflectors | UNION SP-827 with reflectors    |
| FRAMELOCK   | AXA Block XXL                      | Not included. Sold separately.  | Not included. Sold separately.    | Not included. Sold separately.  |

\* We reserve the right to modify product information that appears on this website without prior notice, including equipment, specifications, models, colors and materials.