




**E850 Trekking**  
£ 2,399



**M700 Wild ATB**  
£ 2,149



**B400 Urban Low Step**  
£ 1,199



**M500 Wild**  
£ 2,499

PRODUCT INFORMATION				
FRAME SIZES	S/M (46cm) - L/XL (54cm)	S-M (42cm) - L/XL (46cm)	S (46cm) - M (52cm) - L (56cm)	S (42cm) - M (46cm) - L (50cm)
WEIGHT	Approx. 26,5kg	Approx. 26Kg	Approx. 24kg	Approx. 26kg
MAXIMUM BIKE & RIDER WEIGHT	145kg	135Kg	145kg	120kg
PAINTING	-	Powder Painting Scratch Resistant with Matte Varnish	Powder Painting Scratch Resistant With Matte Varnish	Powder Painting Scratch Resistant with Matte or Glossy Varnish
COLOUR(s)	White Star with glossy finish   Happy Blue with matte finish   Black Suit with matte finish   Desert Sand with matte finish	Black Fog with matte finish   Pure Red with matte finish   Rock Blue with matte finish	Moon Grey with matte finish   Desert Sand with matte finish	Black Fog with Matte Finish   Moon Grey Gloss with Glossy finish
FRAME				
FRAME	Aluminium High Step	MTB Hardtail Aluminum	Aluminium Low Step	MTB Hardtail Aluminium
SUSPENSION	Sr SUNTOUR Mobie E25 Air 75mm	Rockshox 35S Air Travel 120mm Axle Boost 110mm 27.5"/29"	-	Sr Suntour Raidon 34 Air Travel 130mm Boost 110mm 27,5"
FORK	-	-	Rigid Alloy 28"	-
HEADSET	ACROS AZX-581 1.5" SHIS With Blocklock 150° Integrated Cables	FSA 1.5" to 1-1/8" Tapered SHIS	SHIS 1-1/8"	FSA 1.5" to 1-1/8" Tapered SHIS
E-BIKE SYSTEM				
DRIVE UNIT	SHIMANO Steps E6100 60Nm	BROSE DRIVE S MAG Horizontal 90Nm	BAFANG H400B Rear Wheel 45Nm	BROSE DRIVE S ALU 90Nm
BATTERY	504Wh 36V - Integrated on Downtube - Removable	522Wh 36V - Integrated on Downtube - Removable	360Wh 36V - Integrated on Downtube - Non Removable	Snake Battery - 504Wh 36V - Integrated on Downtube - Removable
RANGE	40km to 100km	40km to 100km	40km to 100km	40km to 100km
BATTERY LOCK KEY	Yes	Yes	-	Yes
CHARGER	2A - 5 to 7 hours total charge time	4A - 3 to 6 hours total charge time	2A - 5 hours total charge time	2A - 7 hours total charge time
DISPLAY	SHIMANO SC-E6100	Brose Allround	BAFANG DP.C11	BROSE Allround
COCKPIT				
HANDLEBAR	AL 660mm / 31.8mm (Straight)	FSA V-Drive 740mm / 31.8mm (Straight)	AL 660mm / 31.8mm (Curved)	FSA V-Drive 740mm / 31.8mm (Straight)
STEM	AL 90mm - 31.8mm - adjustable 0-90° with Cable Integration	FSA V-Drive 60mm/ 31.8mm / ±6°	AL 90mm - 31.8mm - adjustable 0-90°	FSA V-Drive 60mm/ 31.8mm / ±6°
GRIPS	ERGON GA30	ERGON GA30	HERRMANS DD36 Ergonomic	ERGON GA30
WHEELSET				
TYRES	CONTINENTAL RaceKing 29"x2,2"	MAXXIS Rekon S - 27,5"x2,6" / M - L/XL- 29"x2,4"	CONTINENTAL Contact Cruiser 28"x2,0"	CONTINENTAL Mountain King 27,5"x2,6"
WHEEL SIZE	29"	27,5" (S) / 29" (M-L/XL)	28"	27,5"
RIMS	Alloy Double Wall 25mm	Alloy Double Wall 30mm (Tubeless Ready)	Alloy Double Wall 25mm	Alloy Double Wall 25mm
SPOKES	Black Stainless Steel	Black Stainless Steel	Stainless Steel	Black Stainless Steel
FRONT HUB	SHIMANO HB-MT400 100 Thru Axle 15mm	SHIMANO HB-MT400-B Boost 110 Thru-axle 15mm	SHIMANO HB-TX506 9x100mm QR	SHIMANO HB-MT400-B Boost 110 Thru-axle 15mm
REAR HUB	SHIMANO Deore M6000 135mm	SHIMANO HB-MT400-B Boost 148 Thru-axle 12mm	BAFANG H400B 135mm	SHIMANO HB-MT400-B Boost 148 Thru-axle 12mm
DRIVETRAIN & BRAKES				
BRAKES	SHIMANO Hydraulic MT200	SHIMANO Hydraulic MT400	ALHONGA Hydraulic HJ-HT474	SHIMANO Hydraulic MT200
BRAKE ROTOR - Front	SHIMANO SM-RT10 180mm	SHIMANO SM-RT30 203mm	ALHONGA HJ-DXR1806 180MM	SHIMANO SM-RT10 180mm
BRAKE ROTOR - Rear	SHIMANO SM-RT10 180mm	SHIMANO SM-RT30 180mm	ALHONGA HJ-DXR1806 180MM	SHIMANO SM-RT10 180mm
REAR DERRAILEUR	SHIMANO Deore 11S	SRAM NX 11S	SHIMANO Altus 9S	SHIMANO Deore 10S
CASSETTE	SHIMANO Deore 11S 11-51T	SRAM Power Glid 1130 11-42	SHIMANO Altus 9S 11-36T	SHIMANO Deore 10S 11-42T
SHIFTERS	SHIMANO Deore 11S	SRAM NX 11S	SHIMANO Altus 9S	SHIMANO Deore 10S
CHAINRING	SHIMANO SM-CRE61 38T	MIRANDA ChainFlow 3D BCD104 38T	MIRANDA ChainFlow BCD104 38T	SAMOX BCD 104 36T
CRANK	SHIMANO FC-E6100 175mm	SAMOX Shape 170/0	MIRANDA JIS 170	SAMOX Shape 175/5
CHAIN	KMC E11 Turbo e-bike series	KMC E11 Turbo e-bike series	SHIMANO CN-HG53	SHIMANO CN-E6090
CHAINGUARD	Yes - FSA	Yes - FSA	Yes - SKS	Yes - FSA
SAFETY & ACESSORIES				
RACK	ATRANVELO Tour AVS (max.: 25Kg)	ATRANVELO Tour AVS (max.: 25Kg)	ATRANVELO City AVS (max.: 25Kg)	-
FRONT LIGHT	SPANNINGA Axendo 40 with reflector	SPANNINGA Axendo 40 with reflector	AXA Ecoline 15 with reflector	-
REAR LIGHT	PICCADILY with reflector	PICCADILY with reflector	AXA Slim with reflector	-
KICKSTAND	ATRANVELO Dux	ATRANVELO Dux	ATRANVELO Dux	-
MUDGUARD	-	SKS	SKS	-
BELL	-	Yes	-	Yes
BOTTLE CAGE	Not included. Sold separately.	Not included. Sold separately.	Not included. Sold separately.	Not included. Sold separately.
SADDLE	SELLE ROYAL Essenza Moderate Gel	SELLE SAN MARCO X3 e-bike black	SELLE ROYAL Rio Gel	SELLE ROYAL Shadow
SEAT POST	AL Black 350mm 31,6mm/15mm	FSA Gossamer 31.6mm / 350mm /20mm	AL Black 300mm 31,6mm/15mm	FSA Gossamer 350mm 31.6mm /20mm
SEAT CLAMP	Alloy black with quick release	Alloy black with screw	Alloy black with screw	Alloy black with quick release
PEDALS	UNION SP-827 Flat with reflectors	UNION SP-400 Flat with reflectors	NECO with reflectors	Union SP-21600 Flat with reflectors
FRAMELOCK	AXA Block XXL	Not included. Sold separately.	Not included. Sold separately.	Not included. Sold separately.

\* We reserve the right to modify product information that appears on this website without prior notice, including equipment, specifications, models, colors and materials.