




**S950 Wild Full Suspension Carbon**  
€ 3,699



**M700 Wild ATB**  
€ 2,599



**M700 Wild**  
€ 2,549



**B400 Urban High Step**  
€ 1,199

PRODUCT INFORMATION				
FRAME SIZES	M (42cm) - L (48cm)	S-M (42cm) - L/XL (46cm)	S-M (42cm) - L/XL (46cm)	-
WEIGHT	Approx. 26kg	Approx. 26Kg	Approx. 26Kg	Approx. 24 Kg
MAXIMUM BIKE & RIDER WEIGHT	135kg	135Kg	135Kg	150kg
PAINTING	Powder painting scratch resistant with Glossy Varnish	Powder Painting Scratch Resistant with Matte Varnish	Powder Painting Scratch Resistant with Matte Varnish	Powder Painting Scratch Resistant With Matte Varnish
COLOUR(s)	Dark Night with gloss finish   Pure Red with gloss finish	Black Fog with matte finish   Pure Red with matte finish   Rock Blue with matte finish	-	Moon Grey with matte finish   Desert Sand with matte finish
FRAME				
FRAME	MTB FS Full Carbon 140mm	MTB Hardtail Aluminum	MTB Hardtail Aluminium	Aluminium High Step
SUSPENSION	ROCKSHOX Pike Select Air Travel 140mm Axle Boost 110mm 29"	Rockshox 35S Air Travel 120mm Axle Boost 110mm 27.5"/29"	Rockshox 35S Air Travel 120mm Axle Boost 110mm 27.5"/29"	-
FORK	-	-	-	Rigid Alloy 28"
HEADSET	FSA 1.5" to 1-1/8" Tapered SHIS	FSA 1.5" to 1-1/8" Tapered SHIS	FSA 1.5" to 1-1/8" Tapered SHIS	SHIS 1-1/8"
REAR SHOCK	ROCKSHOX Deluxe Select+ Travel 140mm Trunnion (185x55)	-	-	-
E-BIKE SYSTEM				
DRIVE UNIT	BROSE DRIVE S MAG Horizontal 90Nm	BROSE DRIVE S MAG Horizontal 90Nm	BROSE DRIVE S MAG Horizontal 90Nm	BAFANG H400B Rear Wheel 45Nm
BATTERY	630Wh 36V - Integrated on Downtube - Removable	522Wh 36V - Integrated on Downtube - Removable	522Wh 36V - Integrated on Downtube - Removable	360Wh 36V - Integrated on Downtube - Non Removable
RANGE	40km to 100km	40km to 100km	40km to 100km	40km to 100km
BATTERY LOCK KEY	Yes	Yes	Yes	-
CHARGER	4A - 3 to 6 hours total charge time	4A - 3 to 6 hours total charge time	4A - 3,6 hours total charge time	2A - 5 hours total charge time
DISPLAY	BROSE Remote	Brose Allround	BROSE Allround	BAFANG DPC11
COCKPIT				
HANDLEBAR	FSA Grid AL 800mm / 35mm / Rise 20mm (Straight)	FSA V-Drive 740mm / 31.8mm (Straight)	FSA V-Drive 740mm / 31.8mm (Straight)	AL 660mm / 31.8mm (Straight)
STEM	FSA Grid 50mm/ 35mm / ±6°	FSA V-Drive 60mm/ 31.8mm / ±6°	FSA V-Drive 60mm/ 31.8mm / ±6°	AL 100mm - 31.8mm - 7°
GRIPS	ERGON GA30	ERGON GA30	ERGON GA30	HERRMANS DD36 Ergonomic
WHEELSET				
TYRES	SCHWALBE Eddy Current 27,5"x2,6" / 29"x2,4" (Tubeless Ready)	MAXXIS Rekon S - 27,5"x2,6" / M - L/XL- 29"x2,4"	MAXXIS Rekon S - 27,5"x2,6" / M - L/XL- 29"x2,4"	CONTINENTAL Double Fighter III 29"x2,0"
WHEEL SIZE	Mullet: 27,5" / 29"	27,5" (S) / 29" (M-L/XL)	27,5" (S) / 29" (M-L/XL)	29"
RIMS	Alloy Double Wall Front: 30mm/ Rear: 35mm (Tubeless Ready)	Alloy Double Wall 30mm (Tubeless Ready)	Alloy Double Wall 30mm (Tubeless Ready)	Alloy Double Wall 25mm
SPOKES	Black Stainless Steel	Black Stainless Steel	Black Stainless Steel	Stainless Steel
FRONT HUB	Boost 110 Thru-axle 15mm	SHIMANO HB-MT400-B Boost 110 Thru-axle 15mm	SHIMANO HB-MT400-B Boost 110 Thru-axle 15mm	SHIMANO HB-TX506 9x100mm QR
REAR HUB	Boost 148 Thru-axle 12mm	SHIMANO HB-MT400-B Boost 148 Thru-axle 12mm	SHIMANO HB-MT400-B Boost 148 Thru-axle 12mm	BAFANG H400B 135mm
DRIVETRAIN & BRAKES				
BRAKES	MAGURA Hydraulic MT7	SHIMANO Hydraulic MT400	SHIMANO Hydraulic MT400	ALHONGA Hydraulic HJ-HT474
BRAKE ROTOR - Front	MAGURA MDR-C 203mm	SHIMANO SM-RT30 203mm	SHIMANO SM-RT30 203mm	ALHONGA HJ-DXR1806 180MM
BRAKE ROTOR - Rear	MAGURA MDR-C 203mm	SHIMANO SM-RT30 180mm	SHIMANO SM-RT30 180mm	ALHONGA HJ-DXR1806 180MM
REAR DERRAILEUR	SRAM NX Eagle 12S	SRAM NX 11S	SRAM NX 11S	SHIMANO Altus 9S
CASSETTE	SRAM PG1210 Eagle 12S 11-50T	SRAM Power Glid 1130 11-42	SRAM Power Glid 1130 11-42	SHIMANO Altus 9S 11-36T
SHIFTERS	SRAM NX Eagle 12S	SRAM NX 11S	SRAM NX 11S	SHIMANO Altus 9S
CHAINRING	MIRANDA ChainFlow 3D BCD104 38T	MIRANDA ChainFlow 3D BCD104 38T	MIRANDA ChainFlow 3D BCD104 38T	MIRANDA ChainFlow BCD104 38T
CRANK	SAMOX Shape 175/0	SAMOX Shape 170/0	SAMOX Shape 170/0	MIRANDA JIS 170
CHAIN	SRAM SX Eagle 12S	KMC E11 Turbo e-bike series	KMC E11 Turbo e-bike series	SHIMANO CN-HG53
CHAINGUARD	Yes - FSA	Yes - FSA	Yes - FSA	Yes - MIRANDA
SAFETY & ACESSORIES				
RACK	-	ATRANVELO Tour AVS (max.: 25Kg)	-	ATRANVELO City AVS (max.: 25Kg)
FRONT LIGHT	LITEMOVE SE-110 with reflector 110 Lux	SPANNINGA Axendo 40 with reflector	-	AXA Ecoline 15 with reflector
REAR LIGHT	-	PICCADILY with reflector	-	AXA Slim with reflector
KICKSTAND	-	ATRANVELO Dux	-	ATRANVELO Dux
MUDGUARD	-	SKS	-	SKS
BELL	-	Yes	-	-
BOTTLE CAGE	Not included. Sold separately.	Not included. Sold separately.	Not included. Sold separately.	Not included. Sold separately.
SADDLE	SELLE SAN MARCO GND	SELLE SAN MARCO X3 e-bike black	SELLE SAN MARCO X3 e-bike	SELLE ROYAL Essenza Moderate Gel
SEAT POST	KindShock Dropper Post Lev Integra Travel 150mm	FSA Gossamer 31.6mm / 350mm /20mm	FSA Gossamer 31.6mm / 350mm /20mm	AL Black 300mm 31,6mm/15mm
SEAT CLAMP	Alloy black with screw	Alloy black with screw	Alloy black with screw	Alloy black with screw
PEDALS	M-WAVE A10 Flat with reflectors	UNION SP-400 Flat with reflectors	UNION SP-400 Flat with reflectors	NECO with reflectors
FRAMELOCK	-	Not included. Sold separately.	Not included. Sold separately.	Not included. Sold separately.

\* We reserve the right to modify product information that appears on this website without prior notice, including equipment, specifications, models, colors and materials.